

Zentrale Abschlussarbeit 2021

Englisch

Erster allgemeinbildender Schulabschluss

Herausgeber

Ministerium für Bildung, Wissenschaft und Kultur des Landes Schleswig-Holstein
Brunswiker Str. 16-22, 24105 Kiel

Aufgabenentwicklung

Ministerium für Bildung, Wissenschaft und Kultur des Landes Schleswig-Holstein
Institut für Qualitätsentwicklung an Schulen Schleswig-Holstein
Fachkommissionen für die Zentralen Abschlussarbeiten in der Sekundarstufe I

Umsetzung und Begleitung

Ministerium für Bildung, Wissenschaft und Kultur des Landes Schleswig-Holstein
zab1@bildungsdienste.landsh.de

Liebe Schülerin, lieber Schüler!

Vor dir liegt nun das Aufgabenheft des schriftlichen Teils der Abschlussprüfung Englisch Erster allgemeinbildender Schulabschluss.

Es gibt drei Teile darin, zu denen jeweils mehrere Aufgaben gestellt werden:

Teil LC: Listening Comprehension (Hörverstehen)

Teil RC: Reading Comprehension (Leseverstehen)

Teil W: Writing (Schreiben)

Du hast ausreichend Zeit! Die Prüfungszeit beträgt für alle Aufgaben zusammen 135 Minuten. Lies dir bitte jede Aufgabe gründlich durch und bearbeite sie, so gut du kannst. Wenn du mit einer Aufgabe nicht zurechtkommst, gehe zur nächsten über.

Wenn du dich einmal bei der Lösung geirrt hast, markiere deine richtige Antwort so:

- | | | |
|---|-------------------------------------|----------------------------|
| A | <input checked="" type="checkbox"/> | richtig |
| B | <input type="checkbox"/> | |
| C | <input checked="" type="checkbox"/> | Häkchen fälschlich gesetzt |
| D | <input type="checkbox"/> | |

Besonders in Teil LC *Listening Comprehension* ist es wichtig, dass du vor dem Anhören der CD-Texte in der schriftlichen Aufgabenstellung zunächst nachliest, was du beim anschließenden Hören herausfinden sollst!

Nutze die jeweiligen Pausen, um die Aufgabe zu lesen und zu vervollständigen.

Benutze einen Bleistift, um deine ersten Vermutungen zu kennzeichnen, bevor du nach dem zweiten Hören den Füller oder Kugelschreiber nimmst.

Für die Teile RC und W (*Reading Comprehension/Writing*) denke daran, dass du in deinem Wörterbuch nachschlagen kannst, wenn du Wortschatzprobleme hast.

In Teil W *Writing* bearbeite zunächst die Mindmap vollständig und übernimm unbedingt **alle** dort angegebenen inhaltlichen Aspekte in deinen Text. Nur so kannst du möglichst viele Punkte erhalten!










Bitte erst umblättern, wenn du dazu aufgefordert wirst.

LC Listening Comprehension

LC 1 PLACES OF LIVING

*Listen to young people talking about the places they live at.
 While listening, match the names below with the correct place.
 There are more places than you need.
 There is an example (0) at the beginning.
 You will hear the recording twice.
 You now have 30 seconds to read the task.*

0	Jordan	H
1	Sarah	
2	Evelyn	
3	Charlotte	
4	Stephanie	

		
A	B	C
		
D	E	F
		
G	H	I

Fotos: <https://stock.adobe.com/de> (B, C, D, H); Privat (A, E, F, G, I)

LC Listening Comprehension

LC 2 GLOBETROTTER JOHN

Listen to John talking about his trips.

While listening, answer the questions below in about 1 to 5 words or numbers.

There is an example (0) at the beginning.

You will hear the recording twice.

You now have 30 seconds to read the task.

0	What did John experience when he went to Indonesia?	a culture shock
1	How long did he finally stay there?	
2	How many different religions are there in Indonesia?	
3	What grows in Indonesia that smells very bad?	
4	What does John say about the people in Indonesia? <i>Name one aspect.</i>	
5	How many islands belong to Indonesia?	
6	How long did his trips to the islands usually take?	
7	What interested him the most in Bali? <i>Name one aspect.</i>	

LC Listening Comprehension

LC 3 ARE YOU AN ALL-WEATHER PERSON?

Listen to Paul's audio blog about what to do in different kinds of weather.

While listening, complete each sentence below in about 1 to 5 words or numbers.

There is an example (0) at the beginning.

You will hear the recording twice.

You now have 30 seconds to read the task.

0	<i>Paul has to like all kinds of weather because he ... <u>lives in Liverpool</u></i>
1	When the weather is bad, he likes to ... _____.
2	On a normal April morning, he often ... _____.
3	Because the weather always changes, he ... _____.
4	On hot days in July, Paul ... _____.
5	To keep warm in October, he ... _____.
6	In winter, Paul likes to ... _____.

.....
/6 P.

RC Reading Comprehension

RC 1 ANIMALS LOOKING FOR A NEW HOME

Read the adverts from the local animal shelter's website about animals looking for a new home.

Match each animal with one of the possible new owners.

There are more descriptions than you need.

There is an example (0) at the beginning.

0	<i>Ali, a handsome kitty, is ready to be adopted. She is playful and curious. When you pet her, she will give you her nicest PURRR. Ali needs a garden.</i>
1	Meet <i>Oscar</i> ! He loves children, is always hungry and loves nibbling on bones. He is eager to please, enjoys long walks and can spend hours on fetching a stick.
2	<i>Bunny</i> and <i>Hopper</i> with their cute long ears want to be adopted together. They came here shortly after Easter. They do not like children but love their salad and sleeping in boxes.
3	<i>Speedy</i> demands your attention. He might have a hard shell but he has a soft heart! This slow creature loves to eat grass and vegetables. If you have experience with his kind, <i>Speedy</i> will be your best friend!
4	Hello! We are <i>Leo</i> and <i>Emily</i> and looking for a home together. We like children, other animal friends and munching on lettuce. We are cooler than rabbits, live longer than hamsters and can make really interesting sounds!

A	Ena (6) wants a pet but is allergic to cats and dogs. Her dad says she should look for a hamster because apparently hamsters do not cause allergies.
B	Jack (9) already has a guinea-pig. It feels a bit lonely though. Two more guinea-pigs that would get along well with his furry friend would be ideal.
C	<i>Mr Jones is a pensioner who has a big garden. He would like to have a cat to keep him company.</i>
D	The Freemans are friendly. The family of five are outdoor people who love to go for a walk and want a dog that fits their active lifestyle.
E	Dr Mary Taylor is a biologist who is an expert on turtles, crocodiles and chameleons. She does not like furry animals and is looking for a pet: a turtle.
F	Joshua has got a huge fish tank. As some of his tropical freshwater fish have died, he is looking for new fish, like a catfish or a rainbowfish.
G	Eliane wants two animals. When she was a child, she had a rabbit called <i>Daisy</i> who was her one and only. She is a real rabbit-lover!

0	1	2	3	4
C				

..... /4 P.

RC Reading Comprehension

RC 2 GIANT PARROT

**Read the article about the biggest parrot that ever lived.
Complete each sentence in about 1 to 5 words or numbers.
There is an example (0) at the beginning.**

Giant parrot

In August 2019, researchers found bones from the biggest parrot that ever lived. They were dug out near Saint Bathans on the South Island of New Zealand.

The parrot was about one metre tall and weighed around eight kilograms. Therefore, they named it *Hercules*. It lived 19 million years ago. *Hercules* ate fruit and seeds and it had a massive beak that could crack open the toughest of nuts. It even ate other parrots.

Scientists studied the leg bones of *Hercules* in the laboratory and found that they were twice the length of all other parrots. Before discovering *Hercules*, the largest parrot was the kakapo. Kakapo means "night parrot." It's a bird that is also from New Zealand. The kakapo can't fly and can live to be about 60 years old. Sadly, they are about to die out.

But *Hercules* is not the only giant bird New Zealand is famous for. The moa, a 3.6-metre-tall bird, once lived on the continent. It died out about 600 years ago. Like the kakapo parrot, the moa bird couldn't fly. And because of its size the moa is the biggest bird to have ever lived.

Encouraged by their recent find, researchers are sure that there are even more species of birds to be discovered in New Zealand.

written by Ines Gümmer and Christian Nordine

0	<i>The giant parrot once lived ... on the South Island of New Zealand</i> _____.
1	The huge parrot had the size of ... _____.
2	The people who found the bones called the big parrot ... _____.
3	The parrot preferred food such as ... _____ <i>Name two.</i>
4	The kakapo lives in ... _____.
5	The maximum age for kakapo was ... _____.
6	Another enormous bird that lived in New Zealand is ... _____.
7	The largest bird in history disappeared ... _____.

RC Reading Comprehension

RC 3 BEACH INFORMATION SIGNS

Read the information signs about beach safety.
Match each of the signs with one of the statements A-I.
You may use each letter only once.
There are more statements than you need.
There is an example (0) at the beginning.

(0) BONDI BEACH

Waverly council welcomes you to Bondi Beach. Bondi is famous for its surfing culture and history. "Bondi" comes from local Aboriginal languages. Evidence to the people's strong connection to the place can be found at many places along the coast.

(1) NORTH SHORE SURF SAFETY

- Stay on dry sand
- Do not turn your back to the ocean
- Do not climb the rocks
- Watch your children carefully
- Do not try to swim in big waves

(2) Welcome to Victoria Beach

Victoria got the "Blue Flag", an international award for beaches that meet strict criteria. Help us to keep the Blue Flag flying:

- Respect the nature
- Keep your pets off the beach
- Do not feed the birds

(3) Charming Swanage

Swanage has so much for the whole family to enjoy. The family friendly beach allows you to relax and sunbathe, take a long walk along the coast or play a game of volleyball or tennis.

(4) Lillico Beach is home to a large group of penguins. Over spring and summer, most penguins stay away from people and hide under the coastal vegetation. Once the penguins feel safe and everyone is quiet, the penguins will come out of the water and up to their nests beside the platform to feed their chicks.

(5) WAIKIKI BEACH

Entertainment and Activities:

Come to Waikiki Beach! We have many special workshops for that special someone in your life: Free yoga and dancing classes on Saturdays, daily guitar lessons and free concerts every Friday night.

Call La'ahkea Spa at 808-926-2882 for more information.

(6) PALM BEACH COUNTY

Warning: High waves
 Stay within 50 yards of shore
 Swim only in protected area
 Follow all lifeguard instructions
 Lifeguard on duty 10 am – 6 pm daily

	Statements
A	This place is great for watching very special birds.
B	Stay away from dangerous areas and take care of your children here.
C	Bird lovers and their pets will love it here.
D	If you like to lie in the sun or do sports, this is the beach for you.
E	For your own safety, listen to the rescue staff here.
F	It is strictly forbidden to go swimming here.
G	<i>This beach offers a rich history and watersport possibilities.</i>
H	At this prize-winning beach dogs are not welcome.
I	A great beach for people who love music and exercising.

0	1	2	3	4	5	6
G						

W Writing Task – A DAY AT THE BEACH

Mick, an Australian exchange student, is staying in Germany for a year. You want to go to the beach with him. Write him an email about what you can do at the beach.

W 1 Writing Task: Mind Map

Collect some ideas first.

When and where?

How to get there?

A DAY AT THE BEACH

What to take with you?

What to do there?

..... /2 P.

Stopp!

Die folgenden Tabellen werden nur von den Lehrkräften ausgefüllt.

W Writing – A Day at the Beach

W1 Mind Map	Possible Points	Student's Points
je 1 Notiz zu 4 Fragestellungen	2	

W2 Writing an email	Possible Points	Student's Points
Inhalt <ul style="list-style-type: none"> • <i>When and where?</i> • <i>How to get there?</i> • <i>What to take with you?</i> • <i>What to do there?</i> 	4	
Textsorte/Situations-/Adressatenbezug	1	
Entfaltung des Themas/Textaufbau	1	
Satzbau/Satzverknüpfungen/Konnektoren (Kohäsion, Kohärenz)	1	
Verständlichkeit/Lesbarkeit	1	
Wortschatz: Spektrum/Korrektheit	3	
Grammatische Strukturen: Spektrum/Korrektheit	3	
Total Points	14	

Listening Comprehension, Reading Comprehension, Writing		Possible Points	Student's Points
LC 1	PLACES OF LIVING	4	
LC 2	GLOBETROTTER JOHN	7	
LC 3	ARE YOU AN ALL-WEATHER PERSON?	6	
RC 1	ANIMALS LOOKING FOR A NEW HOME	4	
RC 2	GIANT PARROT	7	
RC 3	BEACH INFORMATION SIGNS	6	
W 1	Mind Map: A DAY AT THE BEACH	2	
W 2	Email: A DAY AT THE BEACH	14	
Test Points Paper-Pencil		50	
SP/M	Test Points Speaking/Mediation	50	
Total Points		100	

