

Liebe Schülerin, lieber Schüler!

Vor dir liegt nun das Aufgabenheft des schriftlichen Teils der Abschlussprüfung Englisch Erster allgemeinbildender Schulabschluss.

Es gibt drei Teile darin, zu denen jeweils mehrere Aufgaben gestellt werden:


Teil LC: Listening Comprehension (Hörverstehen)

Teil RC: Reading Comprehension (Leseverstehen)

Teil W: Writing (Schreiben)

Du hast ausreichend Zeit! Die Prüfungszeit beträgt für alle Aufgaben zusammen 105 Minuten. Lies dir bitte jede Aufgabe gründlich durch und bearbeite sie, so gut du kannst. Wenn du mit einer Aufgabe nicht zurechtkommst, gehe zur nächsten über.

Wenn du dich einmal bei der Lösung geirrt hast, markiere deine richtige Antwort so:

- | | | |
|---|---|----------------------------|
| A | <input checked="" type="checkbox"/> | richtig |
| B | <input type="checkbox"/> | |
| C |  | Häkchen fälschlich gesetzt |
| D | <input type="checkbox"/> | |

Besonders in Teil LC *Listening Comprehension* ist es wichtig, dass du vor dem Anhören der Audiodateien in der schriftlichen Aufgabenstellung zunächst nachliest, was du beim anschließenden Hören herausfinden sollst!

Nutze die jeweiligen Pausen, um die Aufgabe zu lesen und zu vervollständigen.

Benutze einen Bleistift, um deine ersten Vermutungen zu kennzeichnen, bevor du nach dem zweiten Hören den Füller oder Kugelschreiber nimmst.

Für die Teile RC und W (*Reading Comprehension/Writing*) denke daran, dass du in deinem Wörterbuch nachschlagen kannst, wenn du Wortschatzprobleme hast.

In Teil W *Writing* bearbeite zunächst die Mindmap vollständig und übernimm unbedingt **alle** dort angegebenen inhaltlichen Aspekte in deinen Text. Nur so kannst du möglichst viele Punkte erhalten!

Bitte erst umblättern, wenn du dazu aufgefordert wirst.

LC Listening Comprehension



Hello, this is the listening part.

Here are the instructions:

You will hear each recording twice. There is a pause before each task so that you can look at it. Work on the task while listening. At the end, there is another pause to let you think about your answers.

LC1 – Now read the instructions and the exercises for task 1. You now have 15 seconds to look at the task.










LC1 FAVOURITE FOOD

Task 1: Matching

Listen to the recordings about young British people's favourite food. While listening, match the names below with the correct picture.

There are more pictures than you need.

There is an example (0) at the beginning.

		
A	B	C
		
D	E	F
		
G	H	I

0	1	2	3	4
Steven	Julie	Ollie	Michelle	George
H				

Bilder: Adobe Stock

...../4 P.



*LC2 - Now read the instructions and the exercises for task 2.
You now have 30 seconds to look at the task.*

LC2 BUSY TEENAGE LIFE

Task 2: Short Answer Questions

***Listen to the radio program about Megan's solution to a busy life.
While listening, answer the questions below in 1 to 9 words or numbers.***

There is an example (0) at the beginning.

0	<i>Why is Megan so busy?</i>	<i>She attends high school and works part time.</i>
1	What is Megan's favorite activity?	
2	What helps Megan to save time?	
3	How many pieces can she choose?	
4	What happens if Megan does not like the clothes?	
5	What does Megan like besides saving time and money?	
6	What is problematic about this way of shopping? (Name two.)	1. _____ 2. _____



*LC3 - Now read the instructions and the exercises for task 3.
You now have 30 seconds to look at the task.*

LC3 JUST RELAX – A MEDITATION

Task 3: Short Answer Questions

Listen to the following instructions for a relaxing meditation. While listening, answer the questions below in 1 to 5 words or numbers.

There is an example (0) at the beginning.

0	<i>What does the meditation help you with?</i>	<i>nervousness</i>
1	Where can you sit during the meditation? (Name two.)	1.) _____ 2.) _____
2	What are you asked to do at the very start of the meditation? (Name two.)	1.) _____ 2.) _____
3	How should you imagine your breath?	
4	According to the speaker, what might be on your mind that troubles you? (Name two.)	1.) _____ 2.) _____
5	What goal does the speaker suggest for the meditation?	
6	Where should you return to in the end?	
7	What should you concentrate on next?	

..... /7 P.

RC Reading Comprehension

RC1 HOW TO MAKE A GOOD IMPRESSION ON YOUR FIRST DATE

Task 1: Matching

Read the statements (0-4) and match each statement with one of the tips (A-G). You may use each letter only once.

There are more tips than you need.

There is an example (0) at the beginning.

0

Omar: I remember once I brought flowers or chocolates for my first date. My date was happy because she wasn't expecting it. It showed that I cared about her and that it was important for me to leave a good impression.

1

John: Good looks are important. First impressions count and you cannot change them later. So I choose carefully what I wear. It is also important not to wear something you don't feel comfortable in.

2

Linda: When I am nervous, sometimes I don't know what to say or do. My head seems empty. So, before the date, I write down things to talk about or to ask to avoid silence. Maybe we can find something we both like talking about, like our favourite outfits or fashion in general.

3

Tamara: Whether you pick up your date or take separate cars, make sure you arrive at the agreed time. If possible, show up a few minutes early.

4

Lily: I know a lot of people say you should not contact your date right after, but I think it is important to let them know that you want a second date. So why not call the date the next day?

	Tips
A	Make sure that your date knows you are interested.
B	Don't call the date the next day.
C	Prepare some simple first date questions.
D	<i>Pick up a small gift as a surprise.</i>
E	Don't be late.
F	Dress according to your type.
G	Give your date a ride.

0	1	2	3	4
D				

RC2 GERMAN BOARD GAMES

Task 2: Short Answer Questions

Read the article about a popular hobby in Germany. Answer the questions below in 1 to 7 words or numbers.

There is an example (0) at the beginning.

German Board Games

What is typically German? There are some things that come to mind, like cars or types of food. Other parts of German culture are less famous, however. One of these are board games, which are very popular in Germany. It's quite common to spend an evening playing games together. In fact, the country is known as the "land of board games" because many famous games are made there. There are even hundreds of board game clubs and societies all over Germany!

Some German board game companies are over a century old, but the great boom of German board games started in 1995. Since then, some games have become worldwide sensations played by millions of people. They are famous for high quality and clever designs. Players have to make difficult decisions and plan their moves carefully to win.

Board game conventions are also popular in Germany. These events bring together board game fans to try out games, meet game designers, and play in competitions. In fact, the "SPIEL Essen" is the world's biggest board game convention. Every year, about 150,000 visitors from over 100 nations meet there to celebrate their favourite hobby. Companies and designers from around 50 countries show their newest games.

Nowadays, new media options are a rival to traditional hobbies, but board games remain popular. They are seen as a great way to spend time with family or friends. Whether it's a classic game or a new release, board games continue to bring joy to people in Germany – and elsewhere.

0	<i>Which machine is typically German?</i>	<i>the car</i>
1	Why do board game fans have another name for Germany?	
2	How old is the business of German board games?	
3	What are games from Germany known for? (Name two.)	1.) _____ 2.) _____
4	Where do many board game fans get together?	
5	Games from how many nations are presented at the "SPIEL Essen"?	
6	What is an alternative to board games today?	

RC3 BE A DETECTIVE ON A MURDER MYSTERY DINNER PARTY

Task 3: Sentence Completion

Read the information about a special event. Complete the sentences below in 1 to 7 words.

There is an example (0) at the beginning.

Are you a good detective?

Find out about your inner detective and add excitement to your next party with our murder mystery dinner party box! With themes going from haunted houses to superhero mysteries, you can create a fascinating experience that your guests will love.

Our boxes include character descriptions, tips, and storyline materials. For example, there could be a "Mystery at the Haunted Mansion". Imagine being at an old and spooky mansion in a small town. It's a dark and stormy night. Then there is a murder happening.

Invented characters, played by your guests, must find out who the murderer is. There are hints and clues and at the end the "Mystery at the Haunted Mansion" will be solved.

The party boxes also provide you with menu suggestions and decorating tips to help you create a fascinating environment for your guests. Our boxes are made to be easy to handle, so you don't need to be an experienced host to make your event a success.

Our kits are not expensive and allow people of all ages to enjoy a fun night with unforgettable memories. You can also use it for all kinds of events, because our boxes are perfect for birthdays, family parties, or just a fun night with friends. Choose to dress up in a costume that matches your character or simply come as you are.

Order your murder mystery dinner party box today and get ready to solve the crime of the century! So why wait? Enjoy the role play and have fun!

0	<i>The murder mystery party box offers different story options such as ... <u>haunted houses or superheroes.</u></i>
1	The "Mystery at the Haunted Mansion" takes you to places, such as ... _____.
2	The guests have to pay attention in order to ... _____.
3	Inside the boxes you can find ... _____. (Name two.)
4	Our boxes are easy to use, that means ... _____.
5	The mystery dinner kits are not only cheap, but are also suitable ... _____.
6	You as a host can decide if the other players should ... _____.
7	As soon as you buy the mystery dinner party box, you can start to ... _____.

W Writing Task

AN INVITATION FOR A FUN EVENING

You want to organise a fun evening for you and your friends. Write an invitation to your friends, informing them about what they can expect.

W 1 Writing Task – Mind Map

Collect some ideas first.

food and drinks _____ _____ _____ _____	theme _____ _____ _____ _____
An Invitation for a Fun Evening	
place and date _____ _____ _____ _____	activities _____ _____ _____ _____

..... /2 P.

W 2 Writing Task – Invitation

Use all of your ideas from W1 to write an invitation to your friends. Write about 80 words.

This image shows a single sheet of white paper with horizontal blue ruling lines. The lines are evenly spaced and run across the width of the page. There are no margins, text, or other markings on the paper.

/14 P.

Stopp!

Die folgenden Tabellen werden nur von
den Lehrkräften ausgefüllt.

Writing – W1

W1 Mind Map	Possible Points	Student's Points
je 1 Notiz zu 4 Fragestellungen	2	

Writing – W2

Task: Invitation	Possible Points	Student's Points
Inhalt: <ul style="list-style-type: none"> • food and drinks • invitation • place and date • activities 	4	
Textsorte/Situations-/Adressatenbezug	1	
Entfaltung des Themas/Textaufbau	1	
Satzbau/Satzverknüpfungen/Konnektoren (Kohäsion, Kohärenz)	1	
Verständlichkeit/Lesbarkeit	1	
Wortschatz: Spektrum/Korrektheit	3	
Grammatische Strukturen: Spektrum/Korrektheit	3	
Total Points	14	

Listening Comprehension, Reading Comprehension, Writing		Possible Points	Student's Points
LC1	Favourite Food	4	
LC2	Busy Teenage Life	6	
LC3	Just Relax – A Meditation	7	
RC1	How to Make a Good Impression on your First Date	4	
RC2	German Board Games	6	
RC3	Be a Detective on a Murder Mystery Dinner Party	7	
W1	An Invitation for a Fun Evening: Mind Map	2	
W2	An Invitation for a Fun Evening: Text	14	
Test Points Paper-Pencil		50	
Speaking / Mediation			
SP/M	Testpoints Speaking/Mediation (see assessment sheet)	50	
Total Points		100	

